



# **GOVERNMENT ARTS AND SCIENCE COLLEGE CALICUT, KERALA**



## **STUDENT SATISFACTION SURVEY ANALYSIS REPORT**

# 2020 - 21

## Introduction

Government Arts & Science College, Calicut, Meenchanda, is one of the well-known colleges in Kerala established in 1964. The College is affiliated to the University of Calicut and is maintained according to the strict Government policy of admission based on merit and reservation for backward classes. Reservation for SC/ ST/OEC/SEBC are strictly followed. The College has a quota for Lakshadweep students and from its inception many students have graduated from this institution. One point of significance of the Govt. College is that the Teachers and Non-teaching staff are recruited through Kerala Public Service commission based on written test and interview, adhering to reservation policy.

The College maintains an atmosphere conducive to the development of curricular as well as co-curricular activities. The Teachers and students have a healthy interaction in academic pursuit as well as co-curricular activities. One wing of combined (boys and girl) NCC is active in training and extension programmes. Two NSS Units, Nature Club, Career Guidance Cell, Grievance Redressal Forum, Parent-Teacher Association, Alumni Association, Co-operative store, Compulsory Social Service Scheme, Cricket Club etc, are lively agencies of this institution. The College has related itself with the needs of the neighboring people. A post Office functions in the campus with this motive. Every year, students form a College Union through an election. The College Union takes up the responsibility of representing their ideas, programmes and problems.

The Staff Council, with the Principal as its Chairman, the heads of Departments and elected staff as its members, meet regularly to evaluate the needs and development of the College. Though the permission of the Government is required in all policy matters, the Principals, Teachers and students strive for the smooth functioning of the College with ambitions and dreams for a steady growth of the institution.

## STUDENT SATISFACTION SURVEY

. Government Arts and Science College Calicut has a systematic process for collecting and analyzing the feedback of students, parents and alumni regarding academic and non-academic activities, infrastructure and other facilities in the college. The college obtains feedback periodically with the specific purpose of improving the services provided by the institution. Based on the feedback, the college takes adequate measures to incorporate changes that would benefit students

and teachers and effect the growth of the institution.

### QUESTIONNAIRE

Sl. No.	Statements about Teaching-Learning Process
1	How much of the syllabus was covered in the class?
2	How well did the teachers prepare for the classes?
3	How well were the teachers able to communicate?
4	The teacher's approach to teaching can best be described as:
5	Fairness of the internal evaluation process by the teachers.
6	Was your performance in assignments discussed with you?
7	The institute takes active interest in promoting internship, student exchange, field visit opportunities for students.
8	The teaching and mentoring process in your institution facilitates you in cognitive, social and emotional growth.
9	The institution provides multiple opportunities to learn and grow.
10	Teachers inform you about your expected competencies, course outcomes and programme outcomes.
11	Your mentor does a necessary follow-up with an assigned task to you.
12	The teachers illustrate the concepts through examples and applications.
13	The teachers identify your strengths and encourage you with providing right level of challenges.
14	Teachers are able to identify your weaknesses and help you to overcome them.
15	The institution makes effort to engage students in the monitoring, review and continuous quality improvement of the teaching learning process.
16	The institute/ teachers use student centric methods, such as experiential learning, participative learning and problem-solving methodologies for enhancing learning experiences.
17	Teachers encourage you to participate in extracurricular activities.

18	Efforts are made by the institute/ teachers to inculcate soft skills, life skills and employability skills to make you ready for the world of work.
19	What percentage of teachers use ICT tools such as LCD projector, Multimedia, etc. while teaching?
20	The overall quality of teaching-learning process in your institute is very good.
21	Give three observation / suggestions to improve the overall teaching – learning experience in your institution.

### SURVEY REPORT – Results in Percentage

SL No	Question	Excellent	Very Good	Good	Satisfactory	Not Satisfactory
1	How much of the syllabus was covered in the class?	78	18.3	3.7	0	0
2	How well did the teachers prepare for the classes?	33.5	62.2	1.2	3	0
3	How well were the teachers able to communicate?	61.6	31.1	6.7	0.6	0
4	The teacher's approach to teaching can best be described as:	34.1	48.2	14.6	1.8	1.2
5	Fairness of the internal evaluation process by the teachers.	51.8	40.2	6.7	1.2	0
6	Was your performance in assignments discussed with you?	29.3	38.4	23.2	6.7	2.4

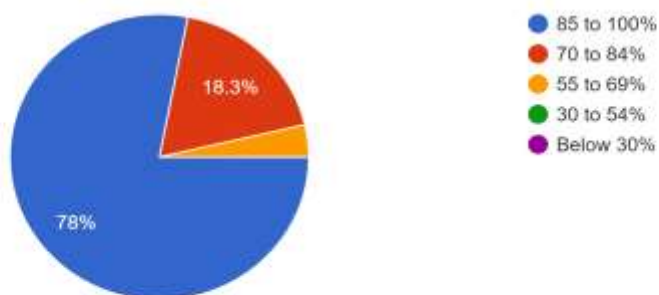
7	The institute takes active interest in promoting internship, student exchange, field visit opportunities for students.	18.9	32.3	26.8	12.2	9.8
8	The teaching and mentoring process in your institution facilitates you in cognitive, social and emotional growth.	26.8	48.2	20.7	2.4	1.8
9	The institution provides multiple opportunities to learn and grow.	32.3	54.9	10.4	2.4	0
10	Teachers inform you about your expected competencies, course outcomes and programme outcomes.	36	47.6	11	4.9	0.6
11	Your mentor does a necessary follow-up with an assigned task to you.	29.3	50.6	17.7	1.2	1.2
12	The teachers illustrate the concepts through examples and applications.	39	51.8	7.3	1.2	0.6
13	The teachers identify your strengths and encourage you with providing right level of challenges.	33.5	37.8	18.3	6.7	3.7
14	Teachers are able to identify your weaknesses and help you to overcome them.	27.4	42.1	18.3	8.5	3.7
15	The institution makes effort to engage students in the monitoring, review and continuous quality improvement of the teaching learning process.	27.4	50.6	18.9	3	0
16	The institute/ teachers use student centric methods, such as experiential learning, participative learning and problem-solving methodologies for enhancing learning experiences.	25	54.3	17.1	2.4	1.2
17	Teachers encourage you to participate in extracurricular activities.	46.3	36	14	2.4	1.2
18	Efforts are made by the institute/ teachers to inculcate soft skills, life skills and employability skills to make you ready for the world of work.	30.5	44.5	15.9	6.7	2.4
19	What percentage of teachers use	23.2	31.1	22	14.6	9.1

	ICT tools such as LCD projector, Multimedia, etc. while teaching?					
20	The overall quality of teaching-learning process in your institute is very good.	42.1	48.2	7.3	2.4	0

## Graphical Representation of Survey Report

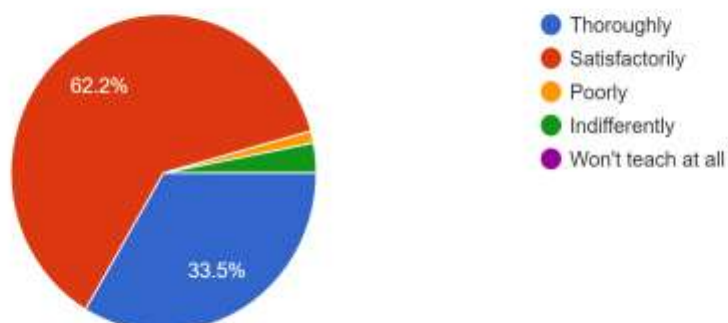
1. How much of the syllabus was covered in the class?

164 responses



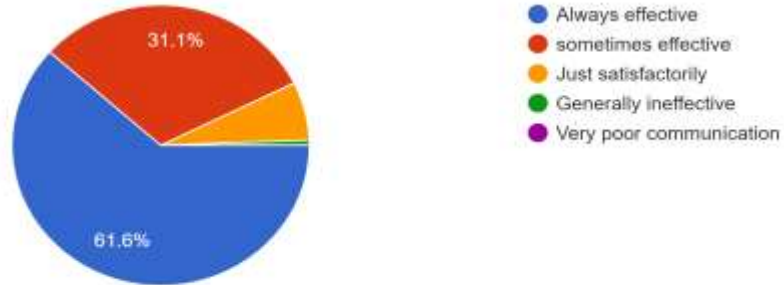
2. How well did the teachers prepare for the classes?

164 responses



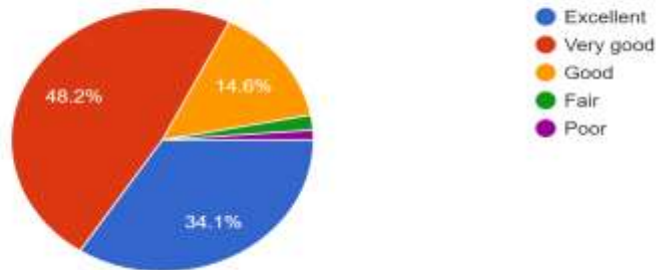
3. How well were the teachers able to communicate?

164 responses



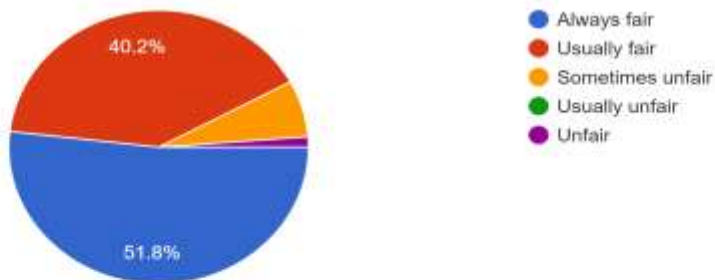
4. The teacher's approach to teaching can best be described as:

164 responses



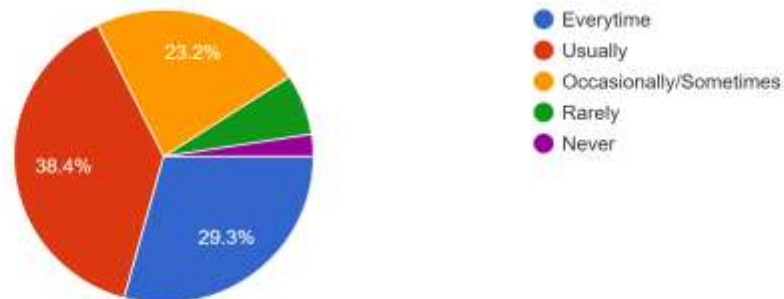
5. Fairness of the internal evaluation process by the teachers.

164 responses



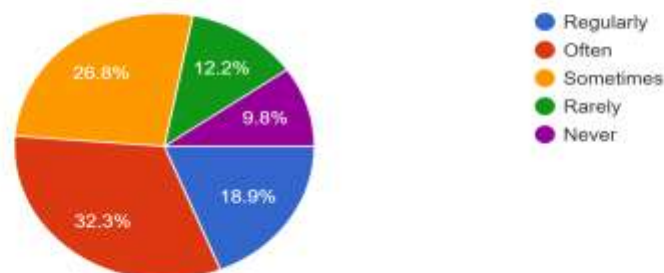
6. Was your performance in assignments discussed with you?

164 responses



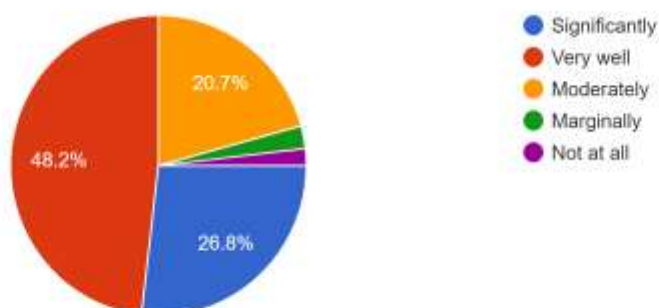
7. The institute takes active interest in promoting internship, student exchange, field visit opportunities for students.

164 responses



8. The teaching and mentoring process in your institution facilitates you in cognitive, social and emotional growth.

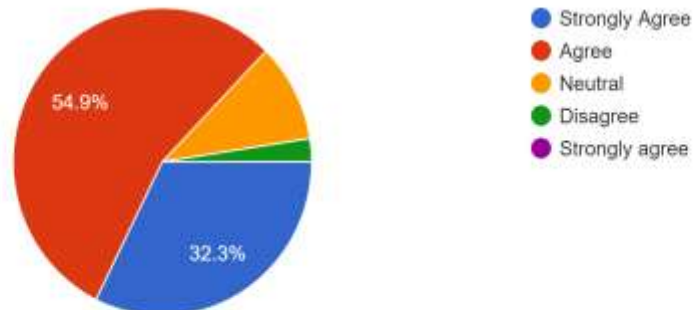
164 responses





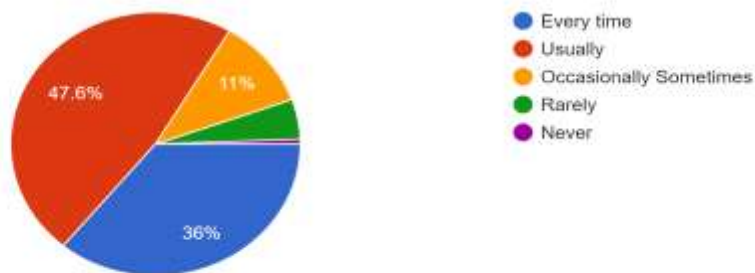
9. The institution provides multiple opportunities to learn and grow.

164 responses



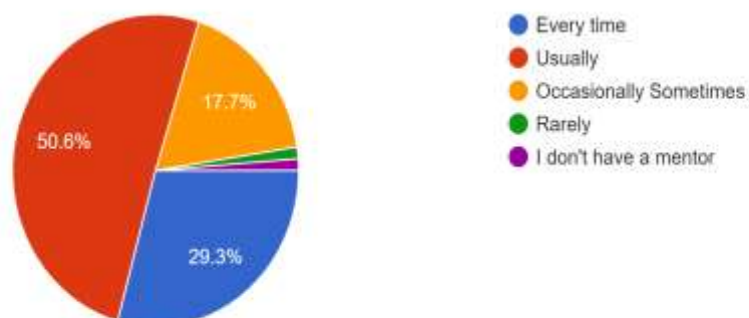
10. Teachers inform you about your expected competencies, course outcomes and programme outcomes.

164 responses



11. Your mentor does a necessary follow-up with an assigned task to you.

164 responses



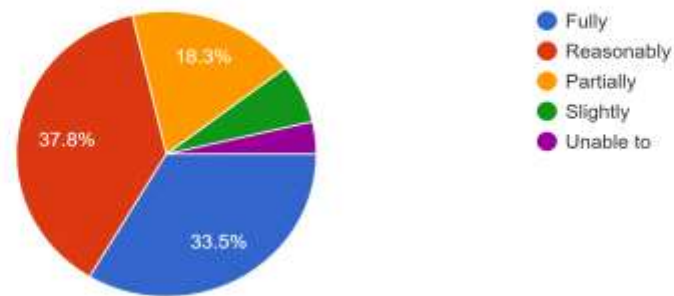
12. The teachers illustrate the concepts through examples and applications.

164 responses



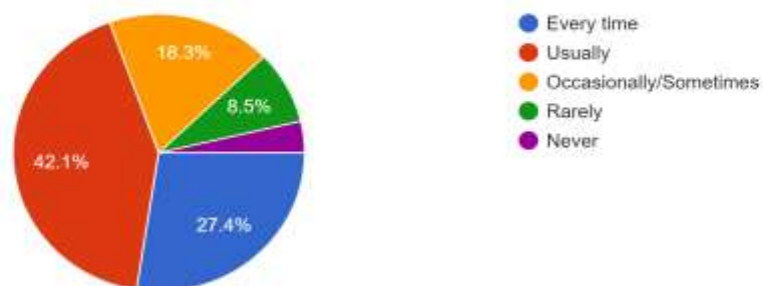
13. The teachers identify your strengths and encourage you with providing right level of challenges.

164 responses



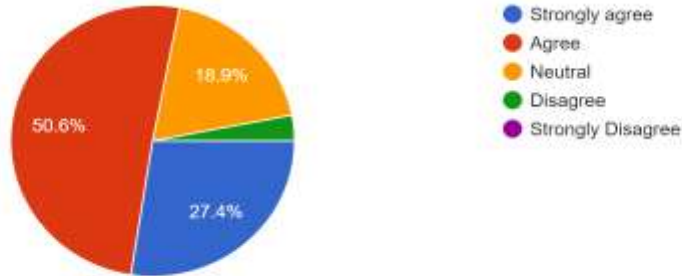
14. Teachers are able to identify your weaknesses and help you to overcome them.

164 responses



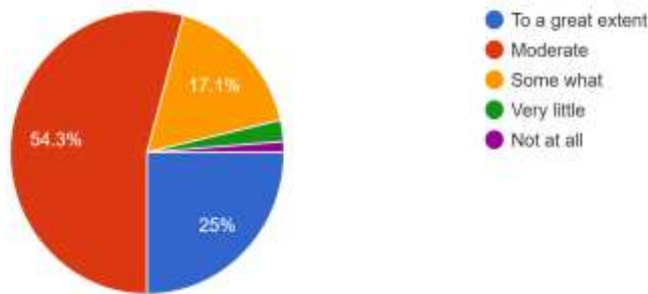
15. The institution makes effort to engage students in the monitoring, review and continuous quality improvement of the teaching learning process.

164 responses



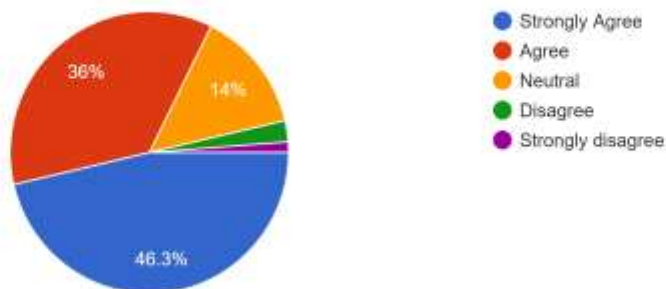
16. The institute/ teachers use student centric methods, such as experiential learning, participative learning and problem solving methodologies for enhancing learning experiences.

164 responses



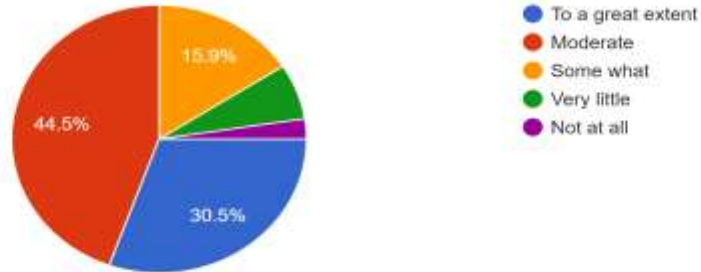
17. Teachers encourage you to participate in extracurricular activities.

164 responses



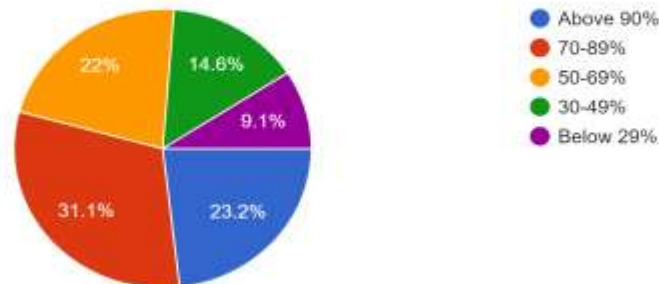
18. Efforts are made by the institute/ teachers to inculcate soft skills, life skills and employability skills to make you ready for the world of work.

164 responses



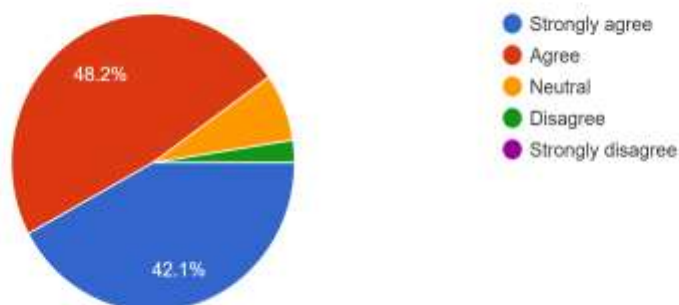
19. What percentage of teachers use ICT tools such as LCD projector, Multimedia, etc. while teaching.

164 responses



20. The overall quality of teaching-learning process in your institute is very good.

164 responses



## Conclusion

The analysis shows that the students generally have a good opinion of the college, teaching learning process and infrastructure in the institution. However, suggestions will be incorporated to reach higher levels of excellence.



IQAC Co-Ordinator

Report received



**PRINCIPAL**  
**GOVT. ARTS & SCIENCE COLLEGE**  
**KOZHIKODE-673019**